

Manchester Libraries Performance 2023

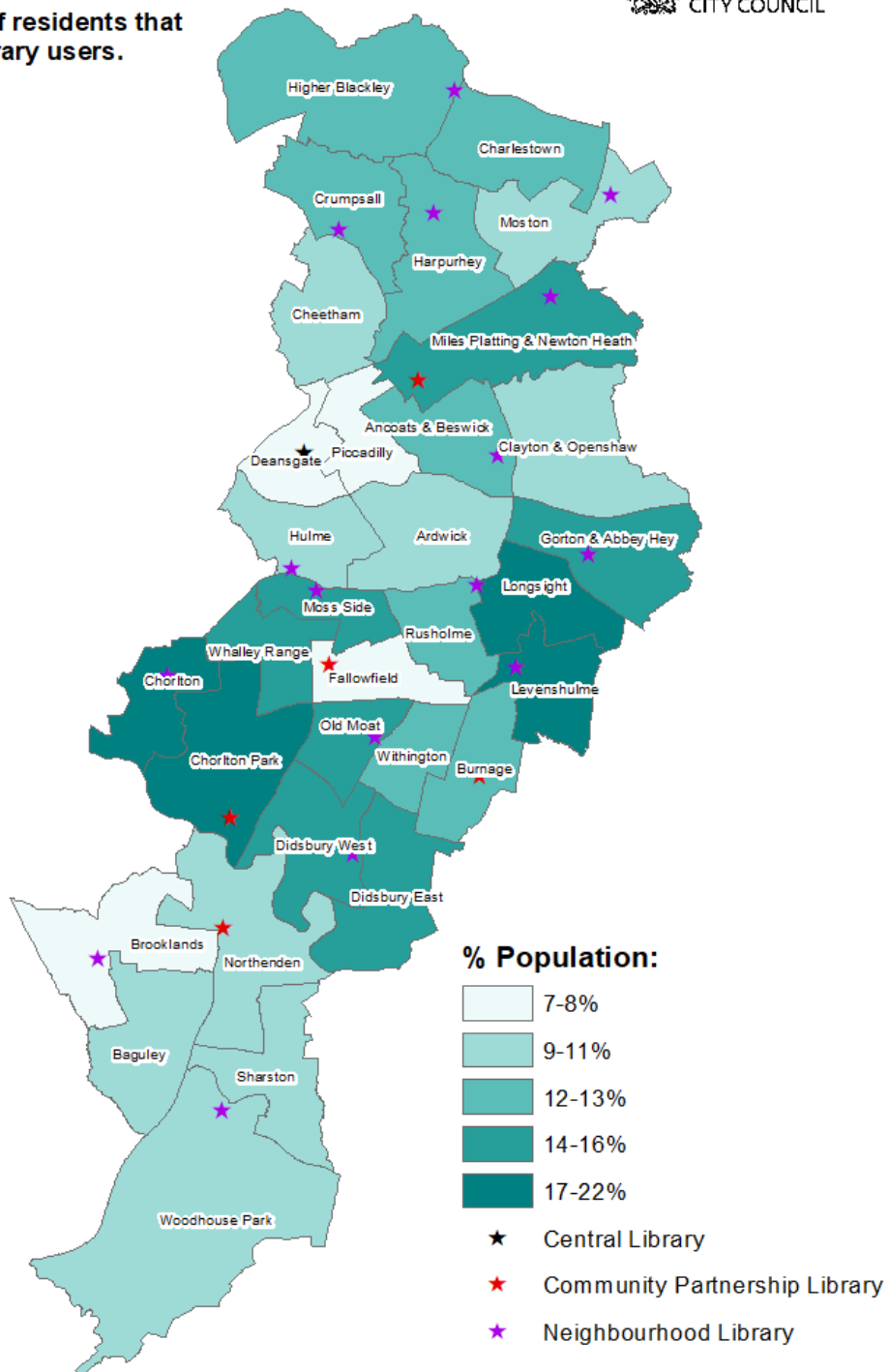
2023	Visits	Loans	PC Usage (hours recorded)	Wi-Fi (authenticated sessions)	Education Session (participants)	Events and Activities (attendees)	Active Members (borrowed stock and/or used PC)
CITY-WIDE							
Online/Telephone	-	209,137	-	-	-	-	128
Ebook/audiobook	-	656,375	-	-	-	-	-
Books to Go	-	42,989	-	-	-	-	454
Outreach (non library based sessions)	-	-	-	-	29,774	2,626	-
BRANCHES							
Abraham Moss	88,025	21,114	7,037	-	1,348	5,962	6,219
Arcadia	95,978	28,899	9,964	56,324	963	2,582	3,328
Avenue	44,257	21,202	8,280	4,625	1,017	6,136	2,995
Barlow Moor	2,900	1,383	1,091	3,704	31	170	142
Beswick	44,232	10,829	5,142	21,664	976	3,761	2,638
Brooklands	17,926	13,750	3,191	5,926	597	3,015	1,223
Burnage	15,487	10,310	579	2,344	2,022	3,504	1,189
Central Library	1,387,608	117,877	121,372	728,352	8,055	40,230	28,771
Chorlton	112,447	74,093	8,564	10,860	1,075	3,551	8,671
Didsbury	98,725	60,312	5,705	17,236	896	4,392	5,801
Fallowfield	70,223	6,075	5,750	1,085	654	6,251	1,713
Forum	130,988	42,912	18,727	16,442	1,927	15,328	5,966
Gorton	78,221	30,457	15,880	2,319	2,423	4,146	4,254
Hulme High St	134,725	17,582	11,371	7,885	-	3,740	1,894
Longsight	171,071	37,409	24,433	16,514	3,246	5,979	7,184
Miles Platting	6,291	2,522	585	394	-	1,552	422
Moss Side Powerhouse	19,366	13,331	10,739	8,088	2,139	3,326	1,783
New Moston	3,850	2,105	443	1,383	-	712	490
Newton Heath	61,081	11,370	7,159	3,997	794	9,845	2,525
North City	57,176	20,445	12,131	18,973	452	7,065	3,824
Northenden	5,048	4,466	869	1,032	12	1,394	329
Wells Centre	-	-	11,770	-	-	-	-
Withington	84,709	35,350	10,167	39,925	398	5,967	5,198
Z-Arts	-	3,818	-	-	-	-	279
Branch Totals	2,730,333	587,611	300,949	969,072	29,025	138,608	96,838
Total (including City-Wide)	2,730,333	1,496,112	300,949	969,072	58,799	141,234	97,420

Percentage of residents who are library members – January 2024

Manchester Libraries



Percentage of residents that are active library users.
Q3 2023-24



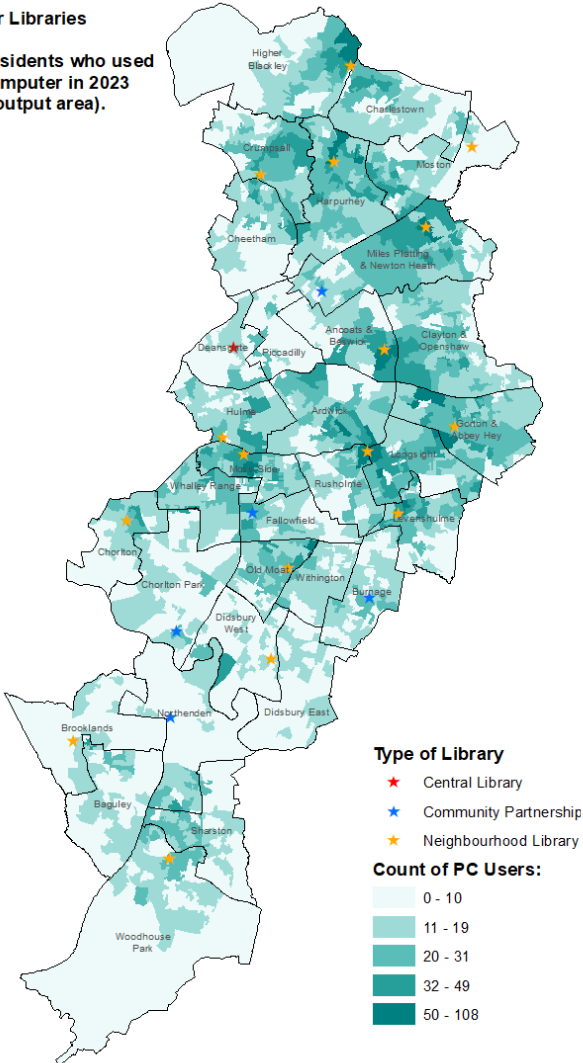
© Crown Copyright and Database Rights 2024 Ordnance Survey 100019568. Map produced by PRI: Place

An active member is someone who has borrowed a book or used a library computer in the last 12 months.

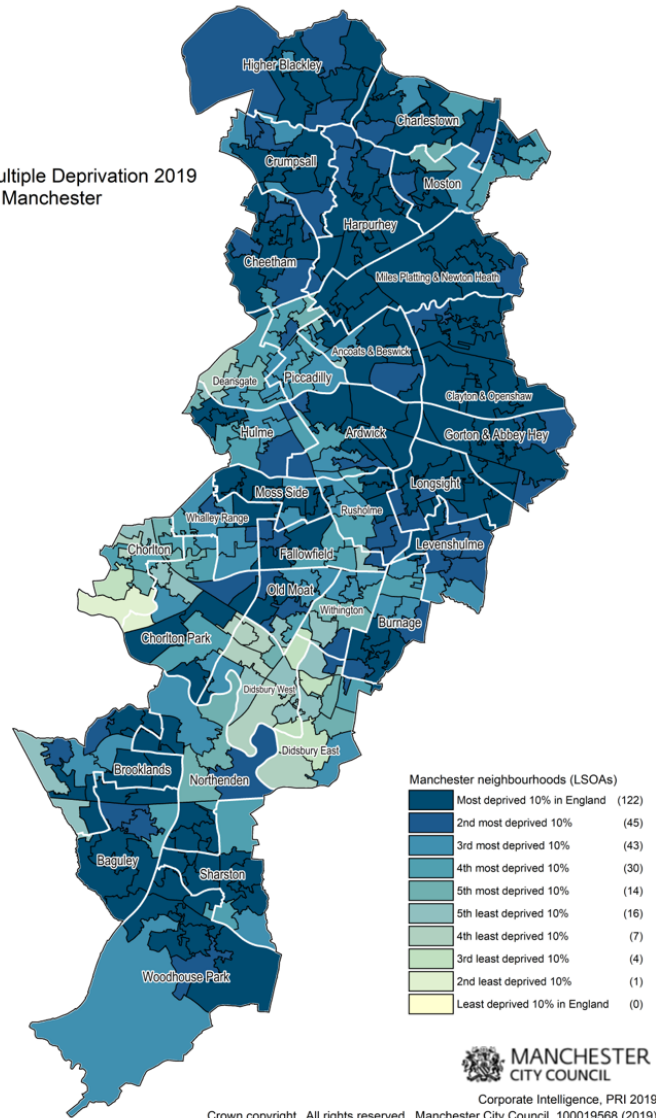
Library computer users in 2023 compared to Index of Multiple Deprivation

Manchester Libraries

Count of residents who used a library computer in 2023 (based on output area).



Index of Multiple Deprivation 2019 Manchester

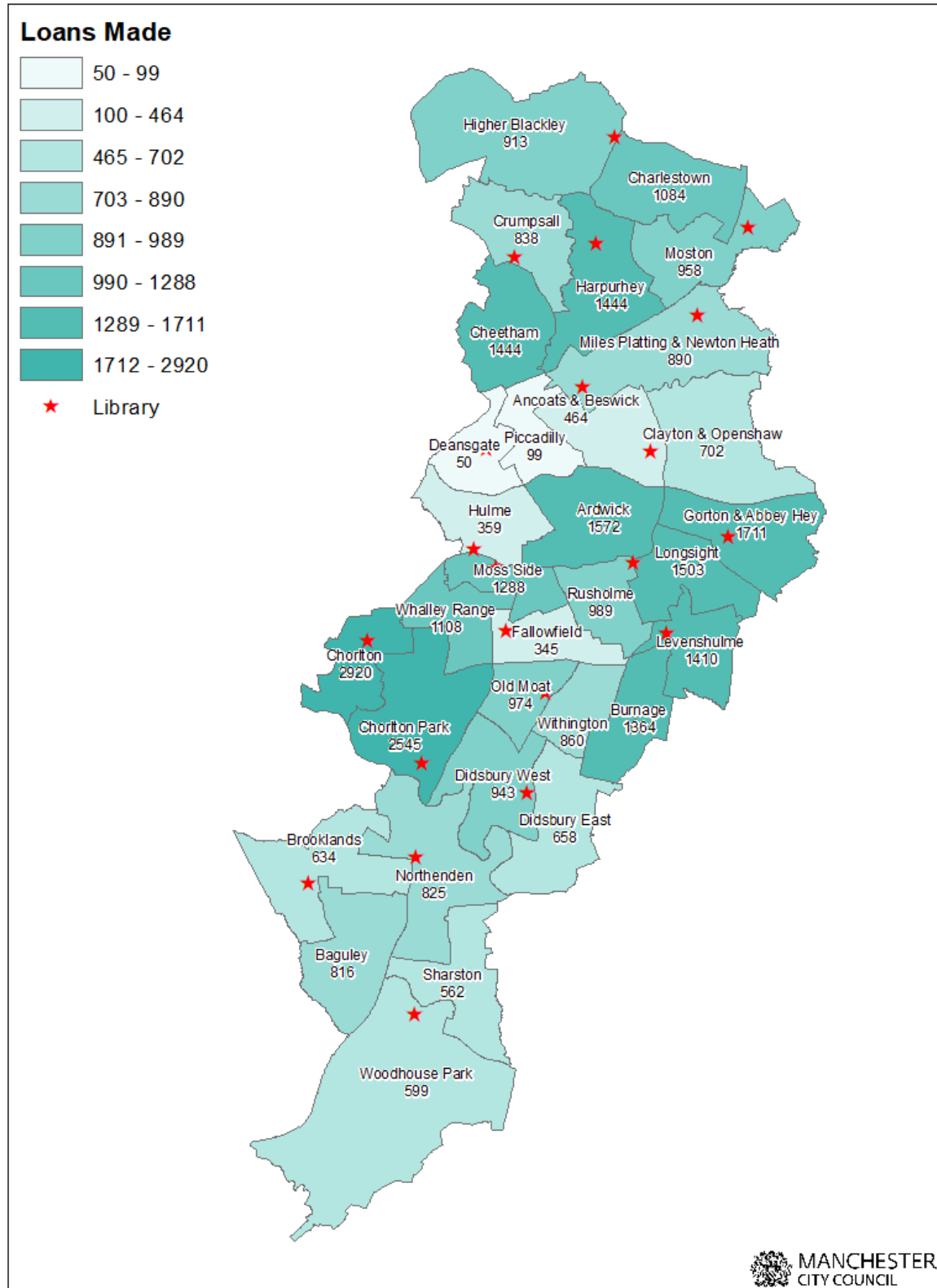


© Crown Copyright and Database Rights 2024 Ordnance Survey 100019568. Map produced by PRI: Place

The darker areas are generally the same on both maps, showing that the libraries computer users tend to live in the more deprived areas of the city.

Summer Reading Challenge 2023: Number of books borrowed by children during the Summer Reading Challenge

Summer reading Challenge 2023

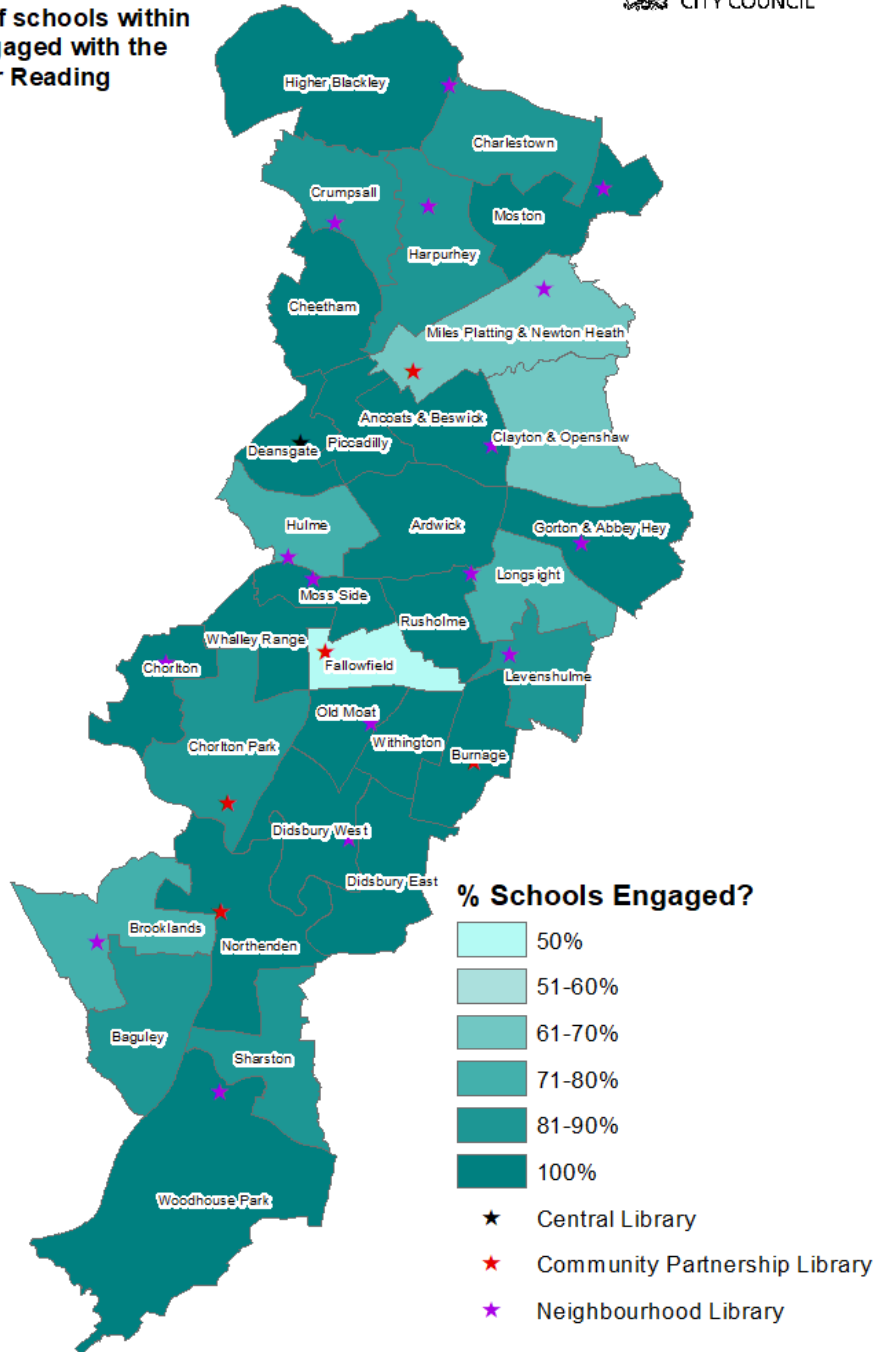


Summer Reading Challenge 2023: Percentage of schools engaged through Summer Reading Challenge

Manchester Libraries



Percentage of schools within ward that engaged with the 2023 Summer Reading Challenge



School engagement – 2023

Manchester Libraries

Number of participants engaged through school sessions based on ward of school attended

Based on 2023 calendar year

